



TO: Members of the Hawai'i Teacher Standards Board

FROM: Lynn Hammonds, Executive Director

RE: Report for August, 2015

DATE: August 7, 2015

Office Operations

The Executive Director

It is with great excitement that I begin the fifth year as your Executive Director. In reviewing the many accomplishments in licensing and teacher preparation we have achieved together it is both exciting and humbling to be part of such a great organization. I'm looking forward to continuing to serve you in the 2015-2016 year.

My activities since the last Board report included:

State partner and stakeholder meetings with:

- Representatives of Hawaii Educator Preparation Programs (EPP) for the annual update of new HTSB policies that affect their admissions and program requirements;
- A representative of the University of Hawaii-West Oahu to discuss their upcoming deployment of the secondary and middle level programs;
- New teachers in the Nanakuli-Waianae Complex;
- New teachers in the Honolulu District.

National partner meetings and conference calls with:

- Representatives of the Stanford Center for Assessment, Learning and Equity (SCALE) on edTPA issues raised by Hawaii EPP as they consider implementation of this performance assessment by 2019;
- National Association of State Directors of Teacher Education and Certification (NASDTEC) Executive Director and other educator ethics experts to finalize arrangements for the Ethics Summit to be held Thursday, September 10 at the

University of Phoenix-Hawaii campus. An informational flyer will be emailed to you;

- Educational Testing Service Title II office to review the upcoming reporting period for our office and Hawaii EPPs.

HTSB office staff meetings, trainings and vendor meetings:

- Met daily with the specialists to discuss licensing and customer service;
- Held the quarterly full staff meeting. The office goal for 2015-16, selected by the staff, is “Team Work”. We have been focusing daily on how to continually improve our operations and service to the licensees and applicants;
- Met multiple times with Hawaii Information Consortium on new deployments to the licensing system.

The Specialists have handled both end of the year licensing and back to school matters with ease. We are fortunate to have a balance of comprehensive understanding of policy and procedures and expertise in legal and higher education issues between both specialists. They are a formidable team, and it’s great to hear animated discussion coming from their office.

The Teacher Education Committee (Pateman, Mew, Lee-Williams, Nakasato, Park Toyama, Villalobos, and Holck) will meet at 10:30 AM to discuss and take possible action on the following:

- A. NBI 15-01: Acceptance of University of Hawaii-West Oahu’s Evidence of Meeting Areas for Improvement Recommended by the National Council for the Accreditation of Teacher Education.

The University of Hawaii- West Oahu has three programs approved to lead to Hawaii licensure: elementary, middle level and secondary. The Elementary Education Program was granted state approval in November 2006 and admitted its first candidates shortly thereafter. In October 2013 this program received National Council for Accreditation of Teacher Education (NCATE) accreditation and state approval through December 2019. At the time of full state approval the unit was required to submit evidence to HTSB that all areas for improvement from the NCATE review have been addressed by July 1, 2015. The unit’s evidence is posted below NBI 15-01 and includes:

- Exhibit A: Curricular Standards Alignment
- Exhibit B: Signature Assignments
- Exhibit C: Content Area Grades
- Exhibit D: Praxis Exam Pass Rate
- Exhibit E: PPAT Scores
- Exhibit F: Practicum Evaluations

- Exhibit G: Student Teaching Evaluation
- Exhibit H: Teacher Candidate Exit Survey
- Exhibit I: Program Improvement Survey
- Exhibit J: TEAC Meeting Minutes
- Exhibit K: Annual Assessment Meeting
- Exhibit L: Special Meeting PPAT
- Exhibit M: Special Meeting Methods
- UHWO AFI Evidence Summary

The Secondary and Middle Level programs received provisional state approval in January 2009 but due to circumstances beyond the education unit's control implementation has not been possible until the upcoming Fall semester. Licensure areas offered in these programs include English, Social Studies, Mathematics, and Science. Three years of data must be collected during the provisional period, and the unit is requesting an extension of their approval for the secondary and middle level programs through December 31, 2020 so these programs can be nationally reviewed with the elementary program at one time. Because the national accreditation process is both extensive and expensive it would be a hardship on this institution to plan two visits during a normal review cycle. The next national accreditation visit is scheduled for Fall 2019. The following supporting document is posted on the agenda:

- UHWO Request

B. NBI 15-02: Revision of Council for Accreditation of Educator Preparation Agreement supports a policy you adopted this past June to allow an extension of state approval to Hawaii EPPs due to the delay in recognition of CAEP as a national accrediting body by the U. S. Department of Education. Some backlog is anticipated once CAEP receives recognition and Hawaii programs may need additional time to schedule their reviews. The current CAEP agreement is posted as a supporting document on the agenda:

- CAEP Agreement

Other Committees will meet in September.

The Business Meeting will be called to order at 12:00 pm.

You will update your meeting schedule in NBI 14-42: 2015-2016 Meeting Schedule, which was adopted in June without meeting dates for some months due to schedule conflicts. Additional dates which were approved by the Chairperson are:

- November 13, 2015
- January 15, 2016
- February 26, 2016
- April 15, 2016

The following item will be considered in Executive Session:

- NBI 15-03: License Affirmation

Because both Chairperson Holck and Budget, Personnel and Strategic Planning Chairperson N. Tom will be unable to attend this meeting the continuation of my annual evaluation will take place in September.

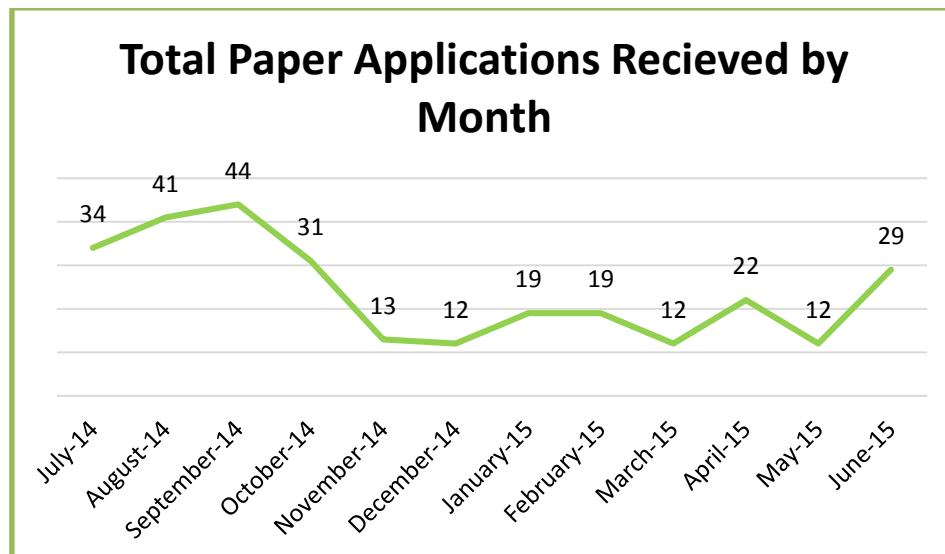
Data for July 1, 2014 – June 30, 2015 follows. September's data report will begin with July 1, 2015.

DATA
July 1, 2014 – June 30, 2015

LICENSING DATA

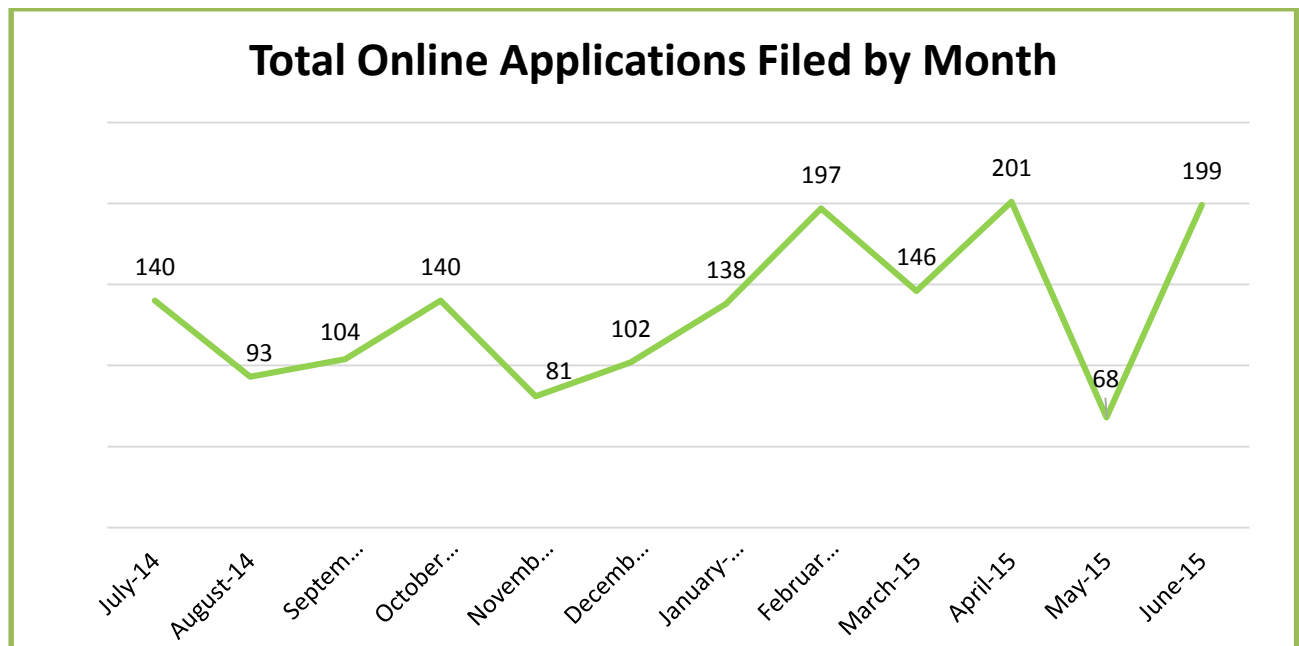
PAPER APPLICATIONS

Total Paper Applications Received By Month	Total Number
July-14	34
August-14	41
September-14	44
October-14	31
November-14	13
December-14	12
January-15	19
February-15	19
March-15	12
April-15	22
May-15	12
June-15	29
Total	288



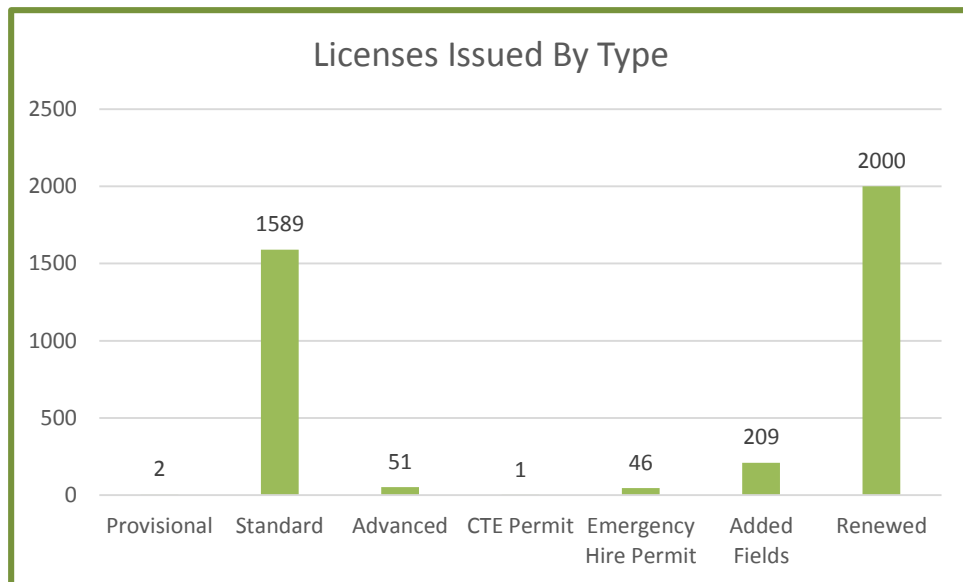
ONLINE APPLICATIONS

Total Online Applications Filed by Month	Total
July-14	140
August-14	93
September-14	104
October-14	140
November-14	81
December-14	102
January-15	138
February-15	197
March-15	146
April-15	201
May-15	68
June-15	199
Total	1609



LICENSES ISSUED BY TYPE

Licenses Issued By Type	Total
Provisional	2
Standard	1589
Advanced	51
CTE Permit	1
Emergency Hire Permit	46
Added Fields	209
Renewed	2000
Total	3898



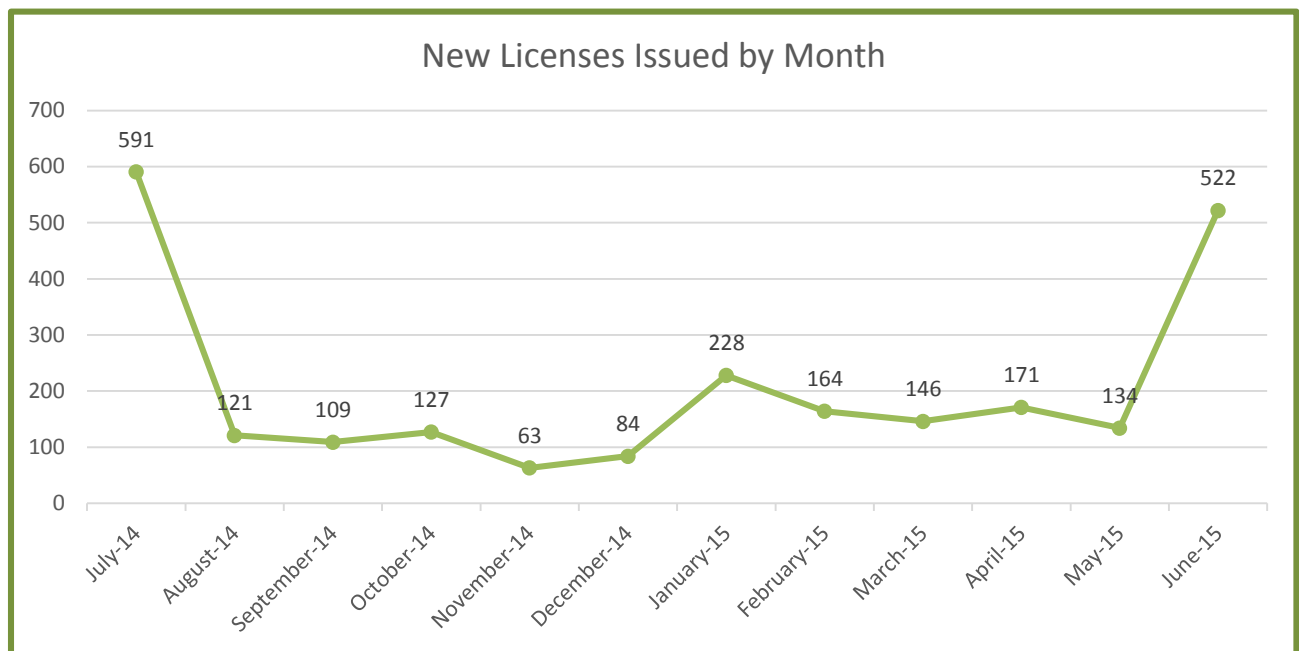
Initial Licenses Issued by Field

Licenses Issued by Field Since July 1, 2014	PK-K	PK-3	K-6	6-8	6-12	K-12	P-12	No Field	Total
Art	0	0	1	0	11	24	0	0	36
Biology	0	0	0	0	20	0	0	0	20
Chemistry	0	0	0	0	3	0	0	0	3
CTE – Arts and Communication	0	0	0	0	4	1	0	0	5
Limited CTE – Arts and Communication	0	0	0	0	0	0	0	0	0
CTE – Arts and Communication Vocational	0	0	0	0	1	0	0	0	1
CTE – Business	0	0	0	0	18	1	0	0	19
Limited CTE – Business	0	0	0	0	0	0	0	0	0
CTE – Business Vocational	0	0	0	0	1	0	0	0	1
CTE - Health Services	0	0	0	0	0	0	0	0	0
Limited CTE - Health Services	0	0	0	0	0	0	0	0	0
CTE - Health Services Vocational	0	0	0	0	0	0	0	0	0
CTE – Industrial and Engineering Technology	0	0	0	0	7	5	0	0	12
Limited CTE – Industrial and Engineering Technology	0	0	0	0	2	0	0	0	2
CTE – Industrial and Engineering Technology Vocational	0	0	0	0	0	0	0	0	0
CTE – Natural Resources	0	0	0	0	5	0	0	0	5
Limited CTE – Natural Resources	0	0	0	0	0	0	0	0	0
CTE – Natural Resources Vocational	0	0	0	0	0	0	0	0	0
CTE – Public and Human Services	0	0	0	0	7	1	0	0	8
Limited CTE – Public and Human Services	0	0	0	0	0	0	0	0	0
CTE – Public and Human Services Vocational	0	0	0	0	0	0	0	0	0
Drama/Theatre Arts	0	0	0	0	8	3	0	0	11
Early Childhood Education	11	111	0	0	0	0	0	0	122
Earth and Space Science	0	0	0	0	7	0	0	0	7
Economics	0	0	0	0	3	0	0	0	3
Elementary Education	0	0	777	0	0	0	0	0	777
Emergency Hire	0	0	0	0	0	0	0	25	25
English	0	0	0	35	191	0	0	0	226
Environmental Science	0	0	0	0	2	0	0	0	2
Geography	0	0	0	0	4	0	0	0	4
Government/Political Science	0	0	0	0	8	0	0	0	8
Guidance	0	0	0	0	1	0	0	0	1
Hawaiian Language	0	0	0	0	7	1	0	0	8
Hawaiian Language Immersion	0	2	7	0	0	0	4	0	13
Hawaiian Studies	0	0	0	0	4	0	0	0	4
Health	0	0	2	0	9	4	0	0	15
History	0	0	0	0	13	0	0	0	13
Literacy Specialist	0	0	1	0	1	0	0	0	2
Marine Science	0	0	0	0	0	0	0	0	0

Mathematics	0	0	0	42	113	0	0	0	155
Music	0	0	8	0	4	27	0	0	39
Online Teaching	0	0	0	0	4	0	0	0	4
Physical Education	0	0	3	0	18	23	0	0	44
Physics	0	0	0	0	3	0	0	0	3
Psychology	0	0	0	0	6	0	0	0	6
Reading	0	0	5	0	2	7	0	0	14
Reading Specialist	0	0	4	0	0	5	0	0	9
School Counselor	0	0	4	0	3	80	0	0	87
School Librarian	0	0	0	0	0	7	0	0	7
Science	0	0	0	21	75	0	0	0	96
Social Studies	0	0	0	31	139	0	0	0	170
Sociology	0	0	0	0	0	0	0	0	0
Special Education	0	23	85	8	22	68	16	0	222
SPED Blind/Visually Impaired	0	1	0	0	0	1	0	0	2
SPED Deaf/Hard of Hearing	0	0	0	0	0	8	0	0	8
SPED Mild/Moderate	0	4	7	1	20	50	2	0	84
SPED Orientation and Mobility	0	0	0	0	0	1	1	0	2
SPED Orthopedically Handicapped	0	1	0	0	0	0	2	0	3
SPED Severe/Profound	0	3	3	0	3	6	2	0	17
Speech	0	0	0	0	3	0	0	0	3
Teaching English to Speakers of Other Languages	0	4	13	2	4	13	9	0	45
Teacher Leader	0	0	0	0	0	0	0	46	46
Afrikaans	0	0	0	0	0	0	0	0	0
Akan-Twi	0	0	0	0	0	0	0	0	0
Albanian	0	0	0	0	0	0	0	0	0
Amharic	0	0	0	0	0	0	0	0	0
Arabic (Modern Standard Arabic)	0	0	0	0	0	0	0	0	0
Azerbaijani	0	0	0	0	0	0	0	0	0
Baluchi	0	0	0	0	0	0	0	0	0
Bengali	0	0	0	0	0	0	0	0	0
Bulgarian	0	0	0	0	0	0	0	0	0
Burmese	0	0	0	0	0	0	0	0	0
Cambodian	0	0	0	0	0	0	0	0	0
Cantonese	0	0	0	0	0	0	0	0	0
Cebuano	0	0	0	0	0	0	0	0	0
Chavacano	0	0	0	0	0	0	0	0	0
Chinese	0	0	0	0	0	0	0	0	0
Czech	0	0	0	0	0	0	0	0	0
Dari	0	0	0	0	0	0	0	0	0
Dutch	0	0	0	0	0	0	0	0	0
French	0	0	0	0	2	4	0	0	6
German	0	0	0	0	0	0	0	0	0
Gujarati	0	0	0	0	0	0	0	0	0

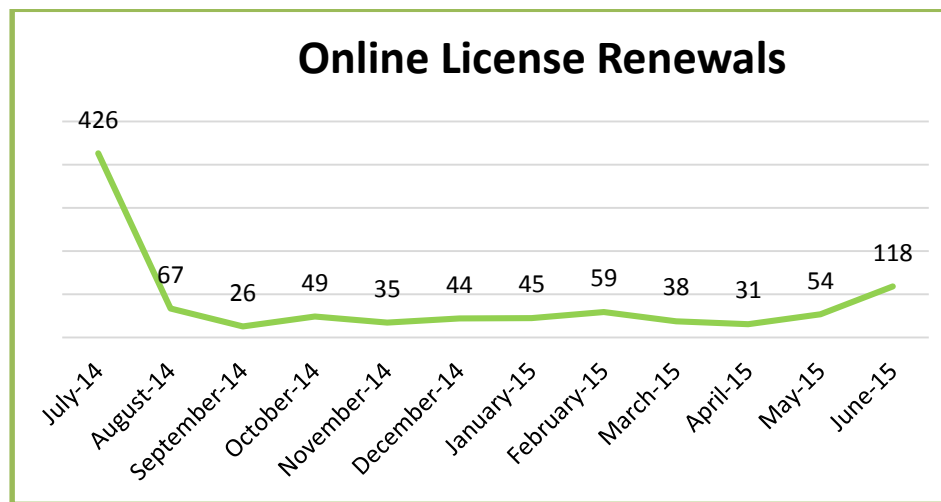
Haitian Creole	0	0	0	0	0	0	0	0	0
Hausa	0	0	0	0	0	0	0	0	0
Hebrew	0	0	0	0	0	0	0	0	0
Hindi	0	0	0	0	0	0	0	0	0
Hmong/Mong	0	0	0	0	0	0	0	0	0
Hungarian	0	0	0	0	0	0	0	0	0
Igbo	0	0	0	0	0	0	0	0	0
Ilocano	0	0	0	0	1	0	0	0	1
Indonesian	0	0	0	0	0	0	0	0	0
Italian	0	0	0	0	0	0	0	0	0
Japanese	0	0	0	0	6	1	0	0	7
Korean	0	0	0	0	0	0	0	0	0
Kurdish-Kurmanji	0	0	0	0	0	0	0	0	0
Lao	0	0	0	0	0	0	0	0	0
Latin	0	0	0	0	0	0	0	0	0
Malay	0	0	0	0	0	0	0	0	0
Mandarin	0	0	0	0	0	1	0	0	1
Nepali	0	0	0	0	0	0	0	0	0
Norwegian	0	0	0	0	0	0	0	0	0
Persian Farsi	0	0	0	0	0	0	0	0	0
Polish	0	0	0	0	0	0	0	0	0
Portuguese	0	0	0	0	0	0	0	0	0
Punjabi	0	0	0	0	0	0	0	0	0
Romanian	0	0	0	0	0	0	0	0	0
Russian	0	0	0	0	1	0	0	0	1
Serbian-Croatizan	0	0	0	0	0	0	0	0	0
Sindhi	0	0	0	0	0	0	0	0	0
Sinhalese	0	0	0	0	0	0	0	0	0
Slovak	0	0	0	0	0	0	0	0	0
Somali	0	0	0	0	0	0	0	0	0
Spanish	0	0	2	1	13	9	0	0	25
Swahili	0	0	0	0	0	0	0	0	0
Swedish	0	0	0	0	0	0	0	0	0
Tagalog	0	0	0	0	0	0	0	0	0
Tajik	0	0	0	0	0	0	0	0	0
Tamil	0	0	0	0	0	0	0	0	0
Tausug	0	0	0	0	0	0	0	0	0
Telugu	0	0	0	0	0	0	0	0	0
Thai	0	0	0	0	0	0	0	0	0
Turkish	0	0	0	0	0	0	0	0	0
Turkmen	0	0	0	0	0	0	0	0	0
Urdu	0	0	0	0	0	0	0	0	0
Vietnamese	0	0	0	0	0	0	0	0	0
Wu	0	0	0	0	0	0	0	0	0
TOTAL	11	149	922	141	779	351	36	71	2460

New Licenses Issued by Month	Total
July-14	591
August-14	121
September-14	109
October-14	127
November-14	63
December-14	84
January-15	228
February-15	164
March-15	146
April-15	171
May-15	134
June-15	522
Total	2460



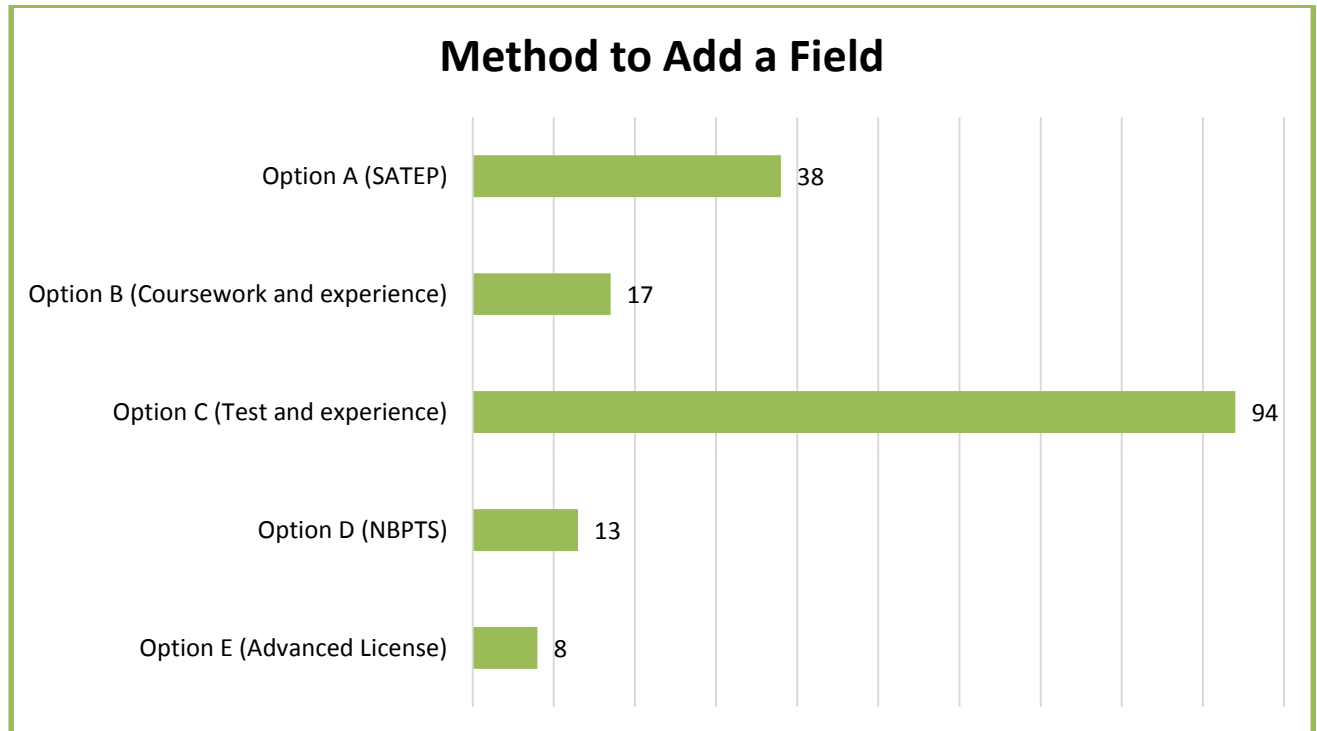
ONLINE RENEWALS

Online License Renewals	Number
July-14	426
August-14	67
September-14	26
October-14	49
November-14	35
December-14	44
January-15	45
February-15	59
March-15	38
April-15	31
May-15	54
June-15	118



METHODS USED TO ADD FIELDS

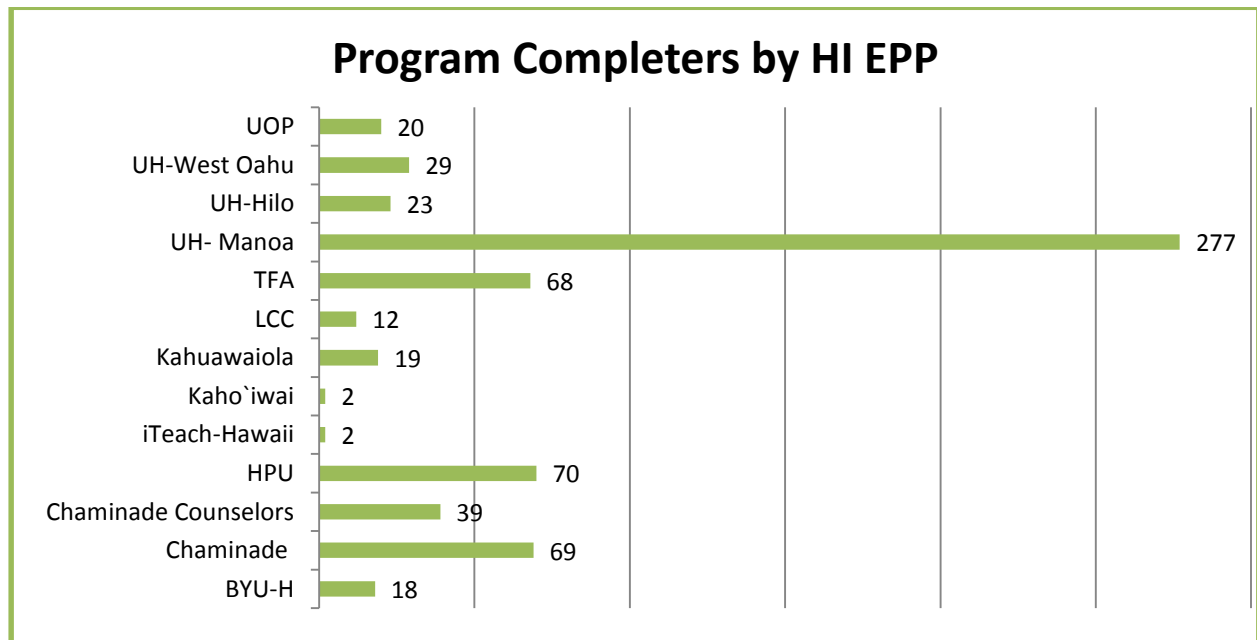
Added Fields	Grand Total
Option A (SATEP)	38
Option B (Coursework and experience)	17
Option C (Test and experience)	94
Option D (NBPTS)	13
Option E (Advanced License)	8
Total	170



EDUCATION PREPARATION PROGRAM DATA

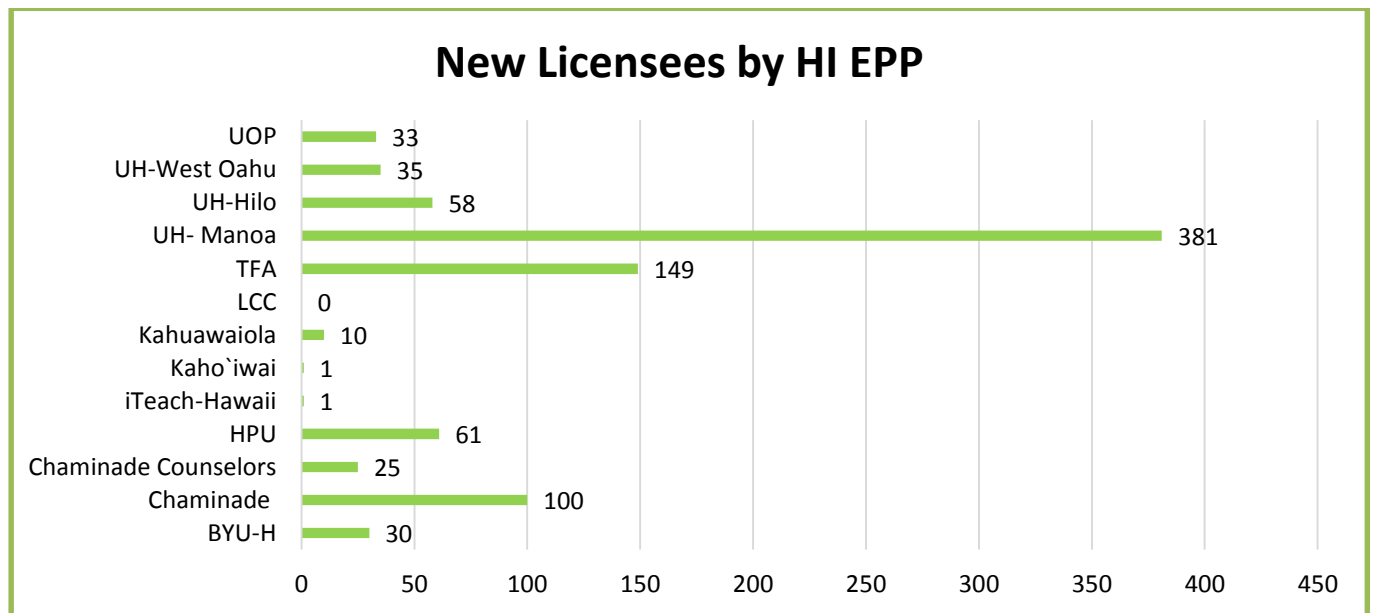
Hawaii Program Completers

Program Completers by HI EPP	Grand Total
BYU-H	18
Chaminade	69
Chaminade Counselors	39
HPU	70
iTeach-Hawaii	2
Kaho`iwai	2
Kahuawaiola	19
LCC	12
TFA	68
UH- Manoa	277
UH-Hilo	23
UH-West Oahu	29
UOP	20
Total	648



New Licensees from Hawaii Programs

New Licensees by HI EPP	Jul-14	Aug-14	Sep-14	Oct-14	Nov-14	Dec-14	Jan-15	Feb-15	Mar-15	Apr-15	May-15	Jun-15	TOTAL
BYU-H	8	0	0	2	1	2	0	5	0	2	1	9	30
Chaminade	14	0	2	1	1	3	20	5	3	3	1	47	100
Chaminade Counselors	10	5	1	0	0	0	0	0	0	1	1	7	25
HPU	19	2	1	0	0	0	14	0	0	0	2	23	61
iTeach-Hawaii	0	0	0	0	0	0	0	0	0	0	1	0	1
Kaho`iwai	0	0	1	0	0	0	0	0	0	0	0	0	1
Kahuawaiola	0	1	2	0	0	0	1	0	0	0	0	6	10
LCC	0	0	0	0	0	0	0	0	0	0	0	0	0
TFA	73	3	0	0	0	3	6	2	1	4	0	57	149
UH- Manoa	117	11	7	8	2	3	51	25	8	12	3	134	381
UH-Hilo	25	1	0	0	0	0	3		2	1	20	6	58
UH-West Oahu	8	1	0	0	0	0	9	2	2	4	0	9	35
UOP	5	2	0	1	0	5	4	4	1	0	5	6	33
TOTAL	279	26	14	12	4	16	108	43	17	27	34	304	884



HAWAIIAN FIELDS

Licenses Issued in Hawaiian Fields

Licenses Issued in Hawaiian Fields	HL 6-12	HLI P-3	HLI K-6	HLI 6-8	HLI 6-12	HLI K-12	HS 6-12	HLI P-12	Total
July-14	2	0	0	0	0	0	0	1	3
August-14	0	0	1	0	0	0	0	0	1
September-14	1	1	1	0	0	0	1	0	4
October-14	0	0	0	0	0	0	0	0	0
November-14	0	0	0	0	0	0	0	0	0
December-14	0	0	0	0	0	0	0	0	0
January-15	1	0	0	0	0	0	0	0	1
February-15	0	0	0	0	0	0	0	0	0
March-15	0	0	0	0	0	0	0	0	0
April-15	1	0	0	0	0	0	0	0	1
May-15	0	0	0	0	0	0	0	0	0
June-15	3	1	5	0	0	0	3	3	15
Total	8	2	7	0	0	0	4	4	25

New Licensees in Hawaiian Fields

Total New Licensees for Hawaiian Fields by EPP	Total
Kahuawaiola	17
Kahoiwai	2
Ho'okulaiwi	4
Total	9

Program Completers in Hawaiian Fields

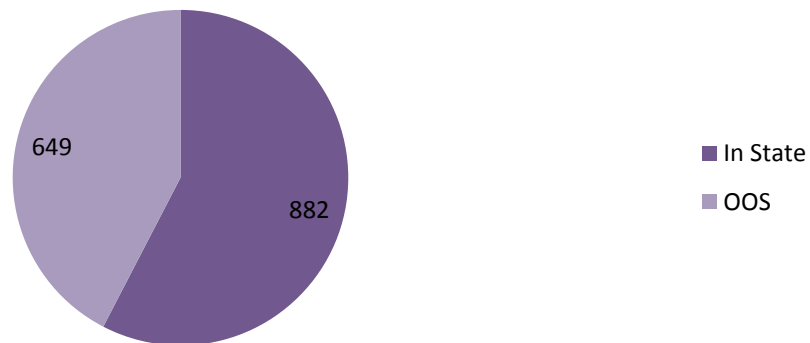
Total Program Completers for Hawaiian Fields by Institution	Total
Kahuawaiola	8
Kahoiwai	1
Ho'okulaiwi	5
Total	14

IN AND OUT OF STATE PROGRAM COMPLETERS

Program Completers

In and OOS EPP	In State	Out of State	Total
July-14	279	132	411
August-14	26	47	73
September-14	14	40	54
October-14	12	59	71
November-14	5	34	39
December-14	15	36	51
January-15	104	76	180
February-15	43	62	105
March-15	17	52	69
April-15	27	55	82
May-15	36	24	60
June-15	304	32	336
Total	882	649	1531

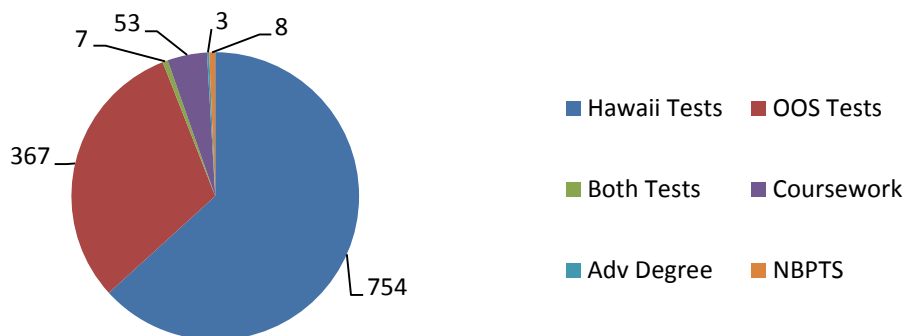
In and Out of State EPP



METHODS OF CONTENT VALIDATION

Content Validation	HI Tests	OOS Tests	Both Tests	Coursework/Major	Adv Degree	NBPTS	Total
July-14	256	66	1	0	0	4	327
August-14	20	27	0	1	0	0	48
September-14	20	22	0	0	0	0	42
October-14	19	39	0	5	0	0	63
November-14	6	20	3	0	0	1	30
December-14	7	20	0	0	3	1	31
January-15	91	43	1	0	0	0	135
February-15	42	34	0	0	0	0	76
March-15	12	41	0	0	0	1	54
April-15	26	33	1	6	0	1	67
May-15	35	9	1	10	0	0	55
June-15	220	13	0	31	0	0	264
Total	754	367	7	53	3	8	1192

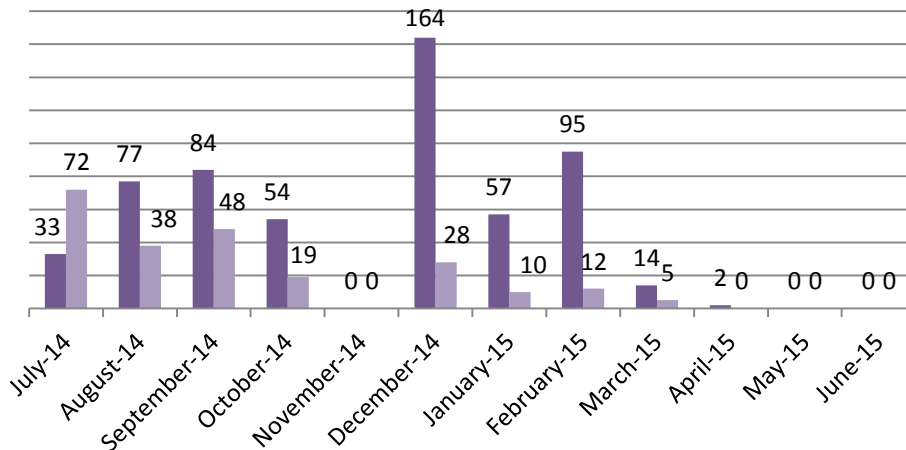
In and OOS Content Validation



FORFEITED AND EXPIRED LICENSES

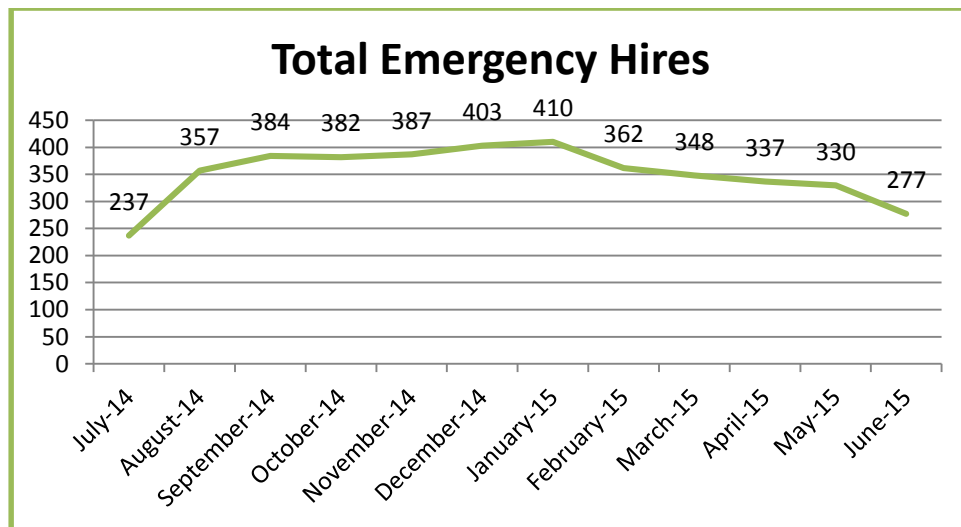
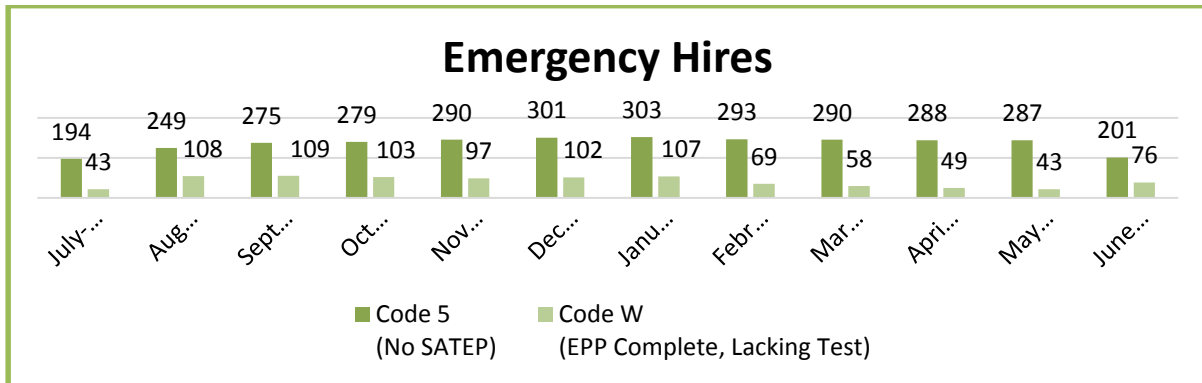
Forfeited/Expired	Forfeited	Expired
July-14	33	72
August-14	77	38
September-14	84	48
October-14	54	19
November-14	NA	NA
December-14	164	28
January-15	57	10
February-15	95	12
March-15	14	5
April-15	2	0
May-15	0	0
June-15	0	0

Forfeited Expired by Month



EMERGENCY HIRES

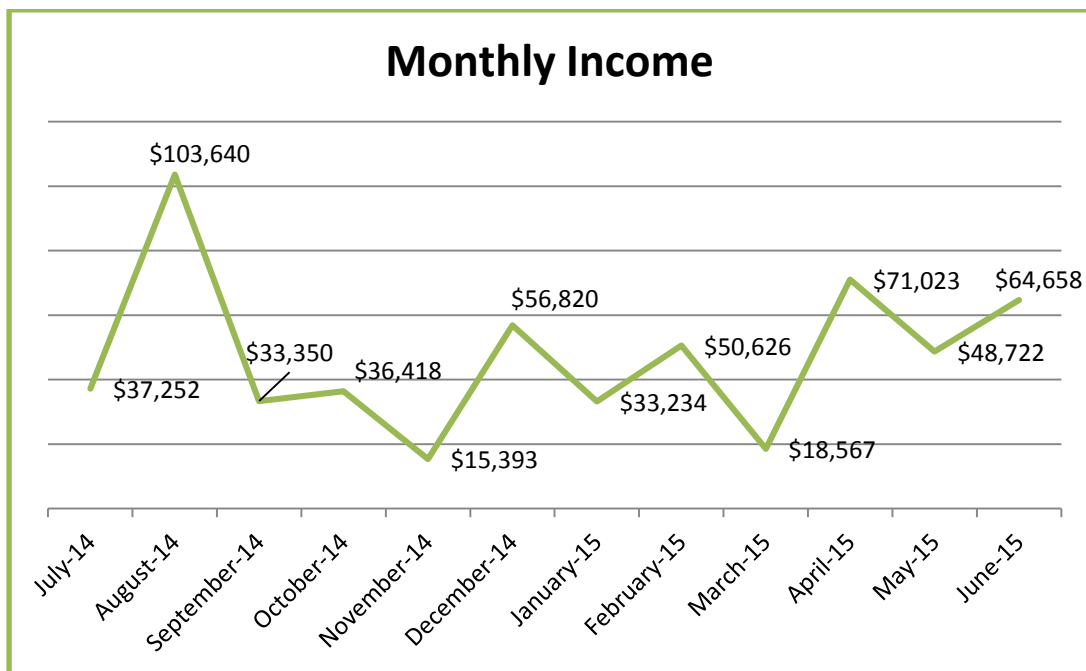
Emergency Hires			
Month	Code 5 (No SATEP)	Code W (SATEP Complete)	Totals
July-14	194	43	237
August-14	249	108	357
September-14	275	109	384
October-14	279	103	382
November-14	290	97	387
December-14	301	102	403
January-15	303	107	410
February-15	293	69	362
March-15	290	58	348
April-15	288	49	337
May-15	287	43	330
June-15	201	76	277



FINANCIAL DATA

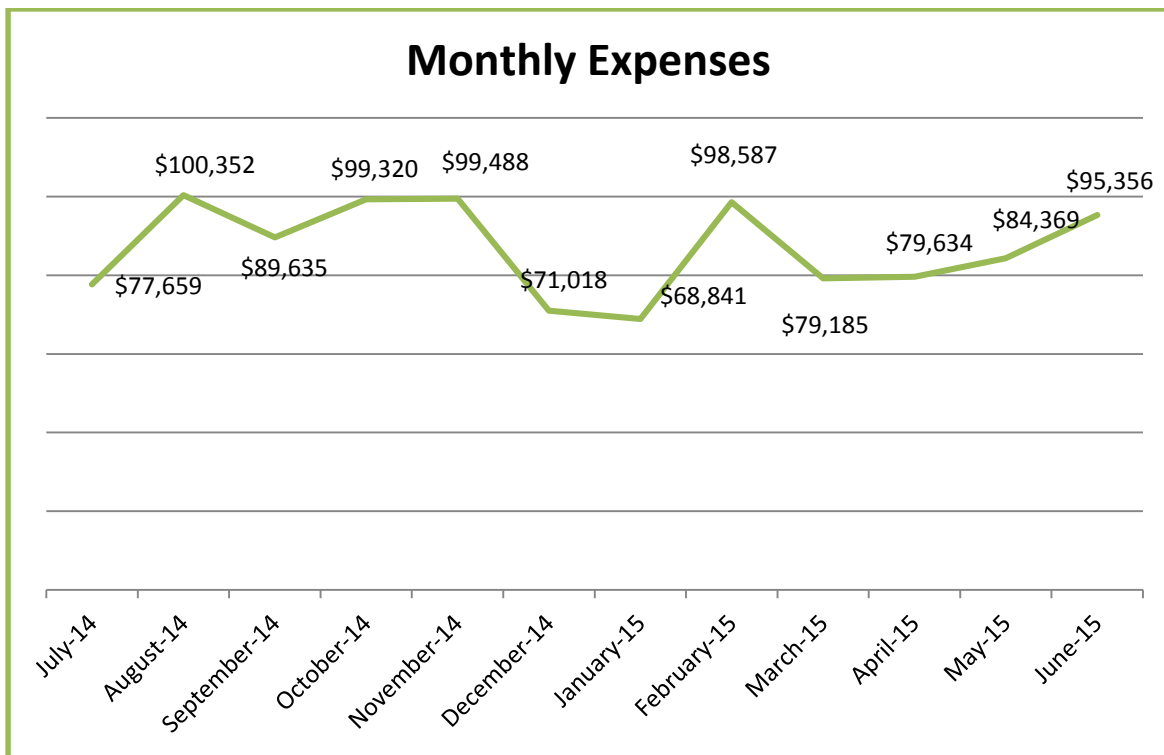
INCOME

Income	Total
July-14	\$37,252
August-14	\$103,640
September-14	\$33,350
October-14	\$36,418
November-14	\$15,393
December-14	\$56,820
January-15	\$33,234
February-15	\$50,626
March-15	\$18,567
April-15	\$71,023
May-15	\$48,722
June-15	\$64,658
Total	\$569,702



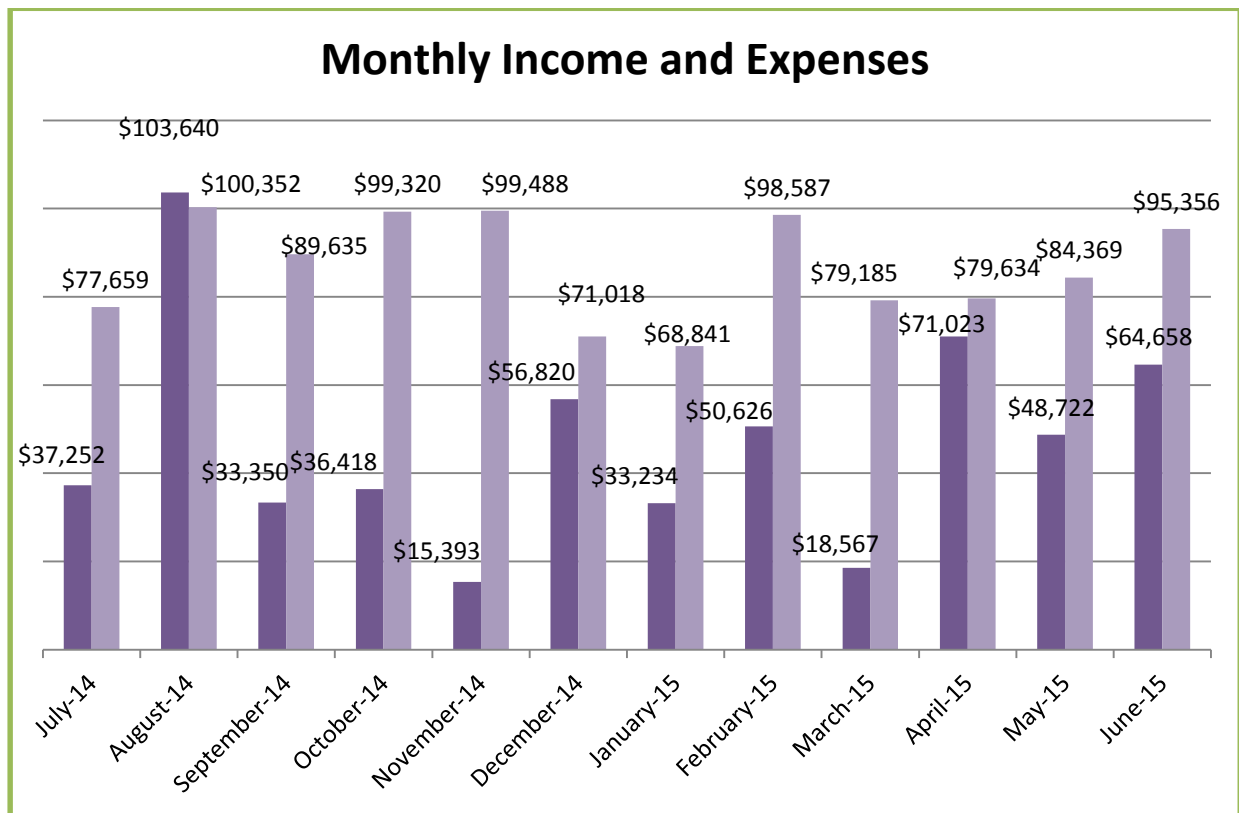
EXPENSES

Monthly Expenses	Personnel Expenses	Operational Expenses	Total
July-14	\$55,085	\$22,574	\$77,659
August-14	\$78,808	\$21,545	\$100,352
September-14	\$67,705	\$21,930	\$89,635
October-14	\$67,490	\$31,830	\$99,320
November-14	\$67,658	\$31,830	\$99,488
December-14	\$60,332	\$10,685	\$71,018
January-15	\$57,400	\$11,441	\$68,841
February-15	\$57,321	\$41,266	\$98,587
March-15	\$64,897	\$14,288	\$79,185
April-15	\$66,452	\$13,182	\$79,634
May-15	\$67,599	\$16,770	\$84,369
June-15	\$67,041	\$28,315	\$95,356
Total	\$777,788	\$265,656	\$1,043,445



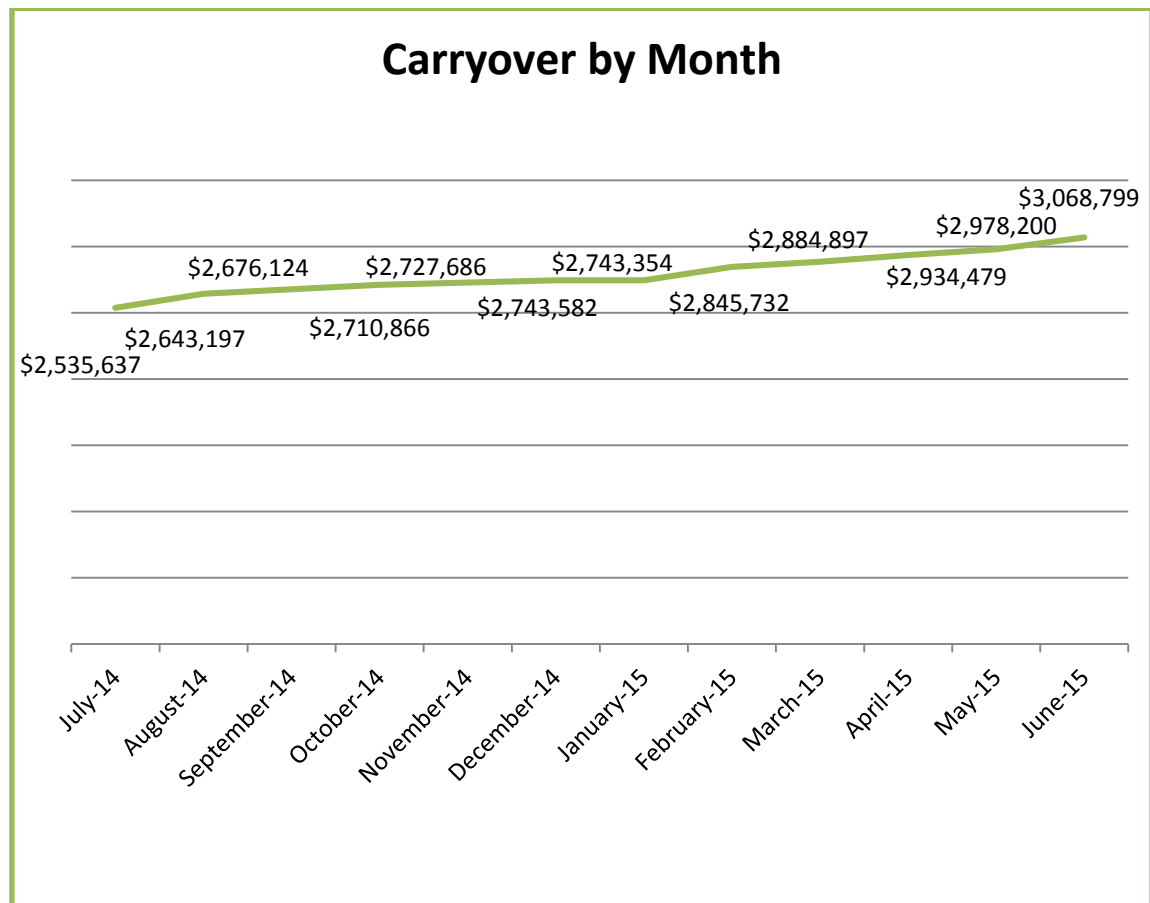
INCOME AND EXPENSES

Month	Income	Expenses
July-14	\$37,252	\$77,659
August-14	\$103,640	\$100,352
September-14	\$33,350	\$89,635
October-14	\$36,418	\$99,320
November-14	\$15,393	\$99,488
December-14	\$56,820	\$71,018
January-15	\$33,234	\$68,841
February-15	\$50,626	\$98,587
March-15	\$18,567	\$79,185
April-15	\$71,023	\$79,634
May-15	\$48,722	\$84,369
June-15	\$64,658	\$95,356



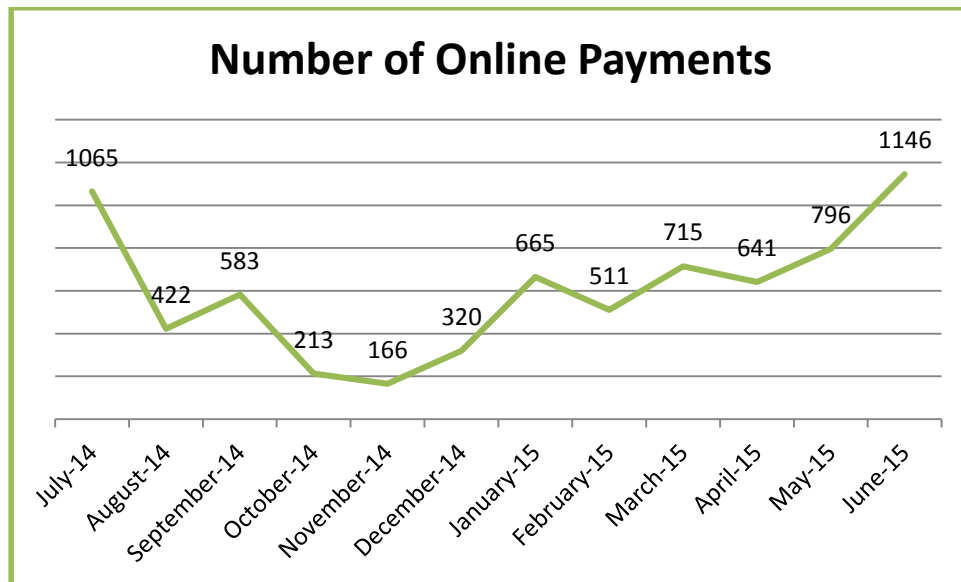
CARRYOVER

Carryover	
July-14	\$2,535,637
August-14	\$2,643,197
September-14	\$2,676,124
October-14	\$2,710,866
November-14	\$2,727,686
December-14	\$2,743,582
January-15	\$2,743,354
February-15	\$2,845,732
March-15	\$2,884,897
April-15	\$2,934,479
May-15	\$2,978,200
June-15	\$3,068,799



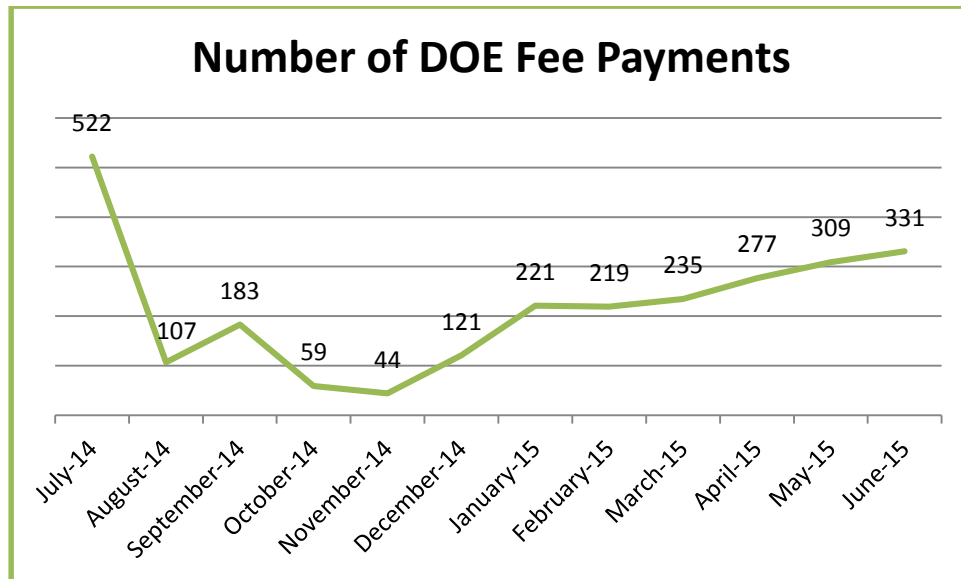
ONLINE FEE PAYMENTS

Number of Online Payments	Number
July-14	1065
August-14	422
September-14	583
October-14	213
November-14	166
December-14	320
January-15	665
February-15	511
March-15	715
April-15	641
May-15	796
June-15	1146
Total	7243



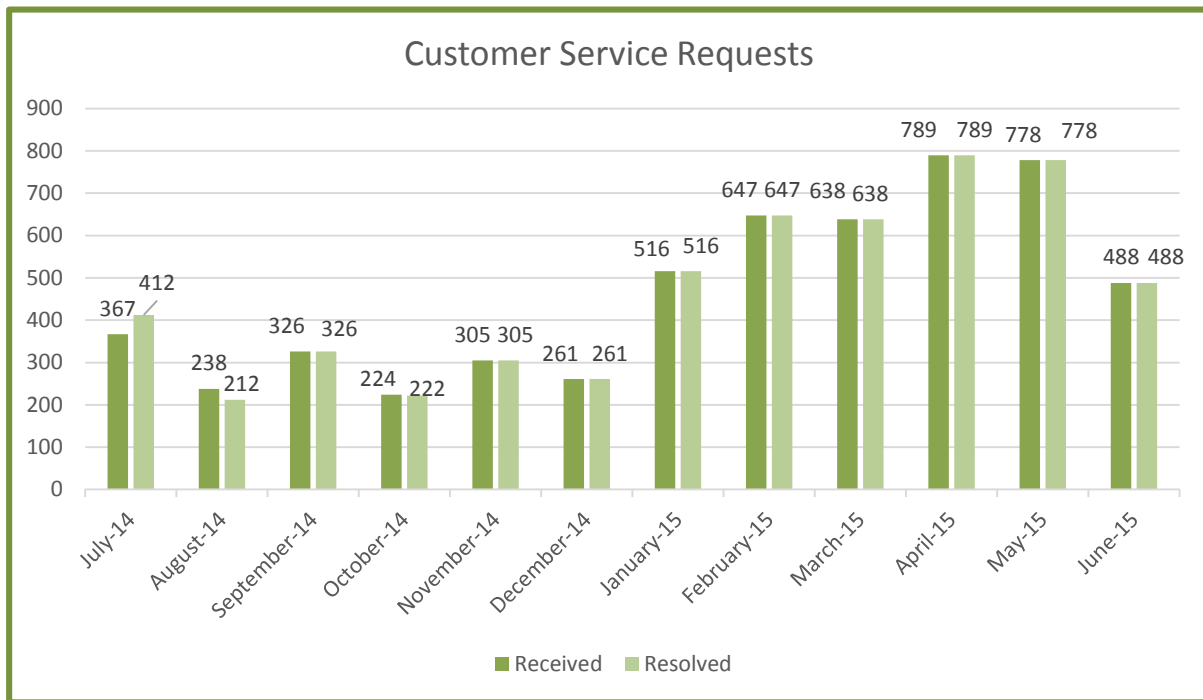
DOE FEE PAYMENTS

Number of DOE Fee Payments	Number
July-14	522
August-14	107
September-14	183
October-14	59
November-14	44
December-14	121
January-15	221
February-15	219
March-15	235
April-15	277
May-15	309
June-15	331
Total	2628



CUSTOMER SERVICE DATA

Customer Service Requests	Received	Resolved
July-14	367	412
August-14	238	212
September-14	326	326
October-14	224	222
November-14	305	305
December-14	261	261
January-15	516	516
February-15	647	647
March-15	638	638
April-15	789	789
May-15	778	778
June-15	488	488
TOTAL	5577	5594



PROFESSIONAL FITNESS DATA

Professional Fitness Cases	Received	Resolved
July-14	5	12
August-14	7	3
September-14	5	3
October-14	6	2
November-14	0	2
December-14	1	2
January-15	1	0
February-15	6	4
March-15	4	3
April-15	7	8
May-15	10	4
June-15	7	3
Total	52	43

Professional Fitness Cases Heard by Board	Denied	Suspended	Revoked	Reprimanded	Reinstated	No Action
July-14	0	0	0	0	0	0
August-14	0	0	0	0	0	0
September-14	1	0	0	0	0	0
October-14	0	0	0	0	0	0
November-14	0	0	0	0	0	0
December-14	0	0	0	0	0	0
January-15	0	0	0	0	0	0
February-15	0	0	1	0	0	0
March-15	0	0	0	0	0	0
April-15	0	0	0	0	0	0
May-15	0	0	0	0	0	0
June-15	0	0	0	0	0	0
Total	1	0	1	0	0	0